




















STANDARD PARTS

WHENEVER ONE ILLUSTRATION IS SHOWN FOR TWO OR MORE
NEW STANDARD PART NUMBERS, (AS FOR EXAMPLE PART
NUMBERS 260•, 262•, 263•, AND 264•, LISTED ON PAGE
311) THIS INDICATES THAT THE PART ILLUSTRATED IS
TYPICAL IN APPEARANCE TO THE OTHERS.






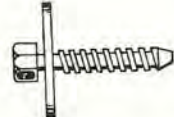



STANDARD PARTS

40X125

PART No.	SIZE	PART No.	SIZE	PART No.	SIZE
X - STANDARD PART NUMBERS IN NUMERICAL ORDER					
		1570X CAP SCREW - ACME THREAD DIAMETER-THREAD-LENGTH		1792X SPEED NUT	
		1570X3	5/16"-10X3/4"	1792X2	No. 10
40X LOCKWASHER, STEEL DIAMETER OF BOLT		1570X4	5/16"-10X1"		
40X125	5/16"			1811X SPEED NUT	
		1571X2	FOR 1/4" SCREW	1811X3	No. 14
41X PLAIN WASHER, STEEL INSIDE DIAMETER					
41X243	13/32"	1578X SPEED NUT		1840X CAP SCREW DIAMETER-THREAD-LENGTH	
		1578X6	FOR No. 10 SCREW	1840X2	5/16"-10X1 3/8"
42X CLEVIS PIN (CYANIDE HARDENED) DIAMETER-LENGTH TO CENTER OF PIN HOLE		1578X7	FOR No. 10 SCREW		
42X60	3/16"X31/64"	1578X10	FOR 1/4" SCREW	1883X SPEED NUT	
		1578X18	FOR No. 8 SCREW	1883X1	FOR 1/8" DIA. STUD
75X TUBULAR FLAT HEAD RIVET DIAMETER-LENGTH		1578X23	FOR 5/16" SCREW	1883X3	FOR 3/32" DIA. STUD
75X34	9/64"X5/16"	1578X25	FOR 5/16" SCREW	1883X5	FOR .0937 DIA. STUD
		1578X27	5/16"-10		
959X TUBING, RUBBER INSIDE DIAMETER X LENGTH		1622X SPECIAL SPEED NUT		1902X ROD END CLEVIS CLIP	
959X7 1/2"	7/32"X7 1/2"	1622X1	FOR No. 8 SCREW	1902X15	
					
1160X ANTI-SQUEAK, FELT THICK-WIDTH		1743X SPEED NUT		1903X ROD END CLEVIS CLIP	
1160XBH10	3/8"X2"	1743X1	FOR 5/16" SCREW	1903X15	
		1743X2	FOR 1/4" SCREW		
1258X TUBING, RUBBER INSIDE DIAMETER X LENGTH		1743X9	FOR No. 14 SCREW	1904X HEX. HEAD MACHINE SCREW AND INTERNAL TOOTH LK. WASHER ASSY. DIAMETER-THREAD-LENGTH	
1258X8	1/4"X8"	1743X13	FOR 5/16" SCREW	1904X12	1/4"-20X7/8"
		1743X16	FOR 5/16" SCREW	1904X17	5/16"-18X1 1/2"
					
		1783X SPEED NUT			
		1783X1	FOR 5/16" SCREW		
		1783X2	FOR No. 14 SCREW		







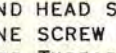
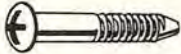




STANDARD PARTS

31-0412

PART NO.	SIZE	PART No.	SIZE	PART No.	SIZE
				1-0740	7/16"-14X2 1/2"
1905X14	5/16"-18X5/8"	1962X1	5/16"-10X1"	1-0836	1/2"-13X2 1/4"
1905X16	5/16"-18X3/4"			1-0840	1/2"-13X2 1/2"
1905X18	5/16"-18X1"				
				2-HEX. HEAD BOLT, CARBON STEEL (NF-3) DIAMETER-THREAD-LENGTH	
1906X24	5/16"-18X1"	1990X29	29"	2-0410	1/4"-28X5/8"
				2-0416	1/4"-28X1"
				2-0422	1/4"-28X1 3/8"
				2-0512	5/16"-24X3/4"
				2-0516	5/16"-24X1"
				2-0524	5/16"-24X1 1/2"
				2-0530	5/16"-24X1 7/8"
				2-0540	5/16"-24X2 1/2"
				2-0612	3/8"-24X3/4"
				2-0616	3/8"-24X1"
				2-0624	5/16"-24X1 1/2"
				2-0648	3/8"-24X3"
				2-0650	3/8"-24X3 1/4"
				2-0656	3/8"-24X3 1/2"
				2-0662	3/8"-24X3 7/8"
				2-0688	3/8"-24X5 1/2"
				2-0724	7/16"-20X1 1/2"
				2-0748	7/16"-20X3"
				2-0844	1/2"-20X2 3/4"
		NEW STANDARD PART NUMBERS IN NUMERICAL ORDER		4-HEX. HEAD BOLT, ALLOY STEEL (NF-3) DIAMETER-THREAD-LENGTH	
1921X1	FOR 5/32" HOLE			4-0644	3/8"-24X2 3/4"
				10-HEX. HEAD BOLT-CONE POINT DIAMETER-THREAD-LENGTH	
1957X1	5/16"-10X1 1/4"	1-048	1/4"-20X1/2"	10-0764	7/16"-20X4"
1957X2	5/16"-10X3/4"	1-0412	1/4"-20X3/4"		
		1-0416	1/4"-20X1"		
		1-0420	1/4"-20X1 1/4"	12-HEX. HEAD BOLT WITH COTTER HOLE (NF-3) DIAMETER-THREAD-LENGTH	
		1-0424	1/4"-20X1 1/2"	12-0632	3/8"-24X2"
		1-0428	1/4"-20X1 3/4"	12-0840	1/2"-20X2 1/2"
		1-0432	1/4"-20X2"		
		1-058	5/16"-18X1/2"	31-HEX. HEAD MACHINE SCREW (NC-2) DIAMETER-THREAD-LENGTH	
		1-0510	5/16"-18X5/8"	31-0412	1/4"-20X3/4"
		1-0512	5/16"-18X3/4"		
		1-0516	5/16"-18X1"		
		1-0520	5/16"-18X1 1/4"		
		1-0528	5/16"-18X1 3/4"		
		1-0532	5/16"-18X2"		
		1-0544	5/16"-18X2 3/4"		
		1-0552	5/16"-18X3 1/4"		
		1-068	3/8"-16X1/2"		
		1-0612	3/8"-16X3/4"		
		1-0616	3/8"-16X1"		
		1-0620	3/8"-16X1 1/4"		
		1-0624	3/8"-16X1 1/2"		
		1-0636	3/8"-16X2 1/4"		
		1-0648	3/8"-16X3"		
		1-0652	3/8"-16X3 1/4"		
		1-0660	3/8"-16X3 3/4"		
		1-0664	3/8"-16X4"		
		1-0712	7/16"-14X3/4"		
		1-0716	7/16"-14X1"		
		1-0720	7/16"-14X1 1/4"		
		1-0724	7/16"-14X1 1/2"		












STANDARD PARTS

35-0728

PART NO.	SIZE	PART NO.	SIZE	PART NO.	SIZE
					
35-CARRIAGE BOLT (NC-2)		159-CROSS RECESS FLAT HEAD SCREW		203-PLAIN STUD	
35-0728	7/16"-14X1 3/4"	DIAMETER-THREAD-LENGTH		DIAMETER-THREADS-TAP END-NUT END-LENGTH	
		159-#6-7	No. 6-32X7/16"	203-0520	5/16"-18-24X1 1/4"
				203-0522	5/16"-18-24X1 3/8"
				203-0622	3/8"-16-24X1 3/8"
				203-0624	3/8"-16-24X1 1/2"
				203-0633	3/8"-16-24X2 1/16"
					
41-FILLISTER HEAD SLOTTED SCREW (NC-2)		163-FLAT HEAD RECESSED MACHINE SCREW-CONE POINT (NC-2)		221-HEX. SOCKET SETSCREW-CUP POINT	
DIAMETER-THREAD-LENGTH		DIAMETER-THREAD-LENGTH		DIAMETER-THREAD-LENGTH	
41-#6-3	No. 6-32X3/16"	163-0516	5/16"-18X1"	221-#10-7	No. 10-24X7/16"
41-#8-8	No. 8-32X1/2"				
41-#12-8	No. 12-24X1/2"				
					
55-ROUND HEAD SLOTTED MACHINE SCREW (NC-2)		179-OVAL PHILLIPS HEAD SCREW (NC-2)		223-HEX. SOCKET SETSCREW-CONE POINT	
DIAMETER-THREAD-LENGTH		DIAMETER-THREAD-LENGTH		DIAMETER-THREAD-LENGTH	
55-#6-8	No. 6-32X1/2"	179-#8-12	No. 8-32X3/4"	223-045	1/4"-20X5/16"
55-#8-8	No. 8-32X1/2"	179-#8-18	No. 8-32X1 1/8"		
55-#10-7	No. 10-24X7/16"	179-#8-20	No. 8-32X1 1/4"		
55-#10-8	No. 10-24X1/2"				
55-#10-16	No. 10-24X1"				
55-#12-8	No. 12-24X1/2"				
55-048	1/4"-20X1/2"				
55-0416	1/4"-20X1"				
55-0448	1/4"-20X3"				
					
56-ROUND HEAD SLOTTED MACHINE SCREW (NF-2)		189-CROSS RECESS TRUSS HEAD MACHINE SCREW (UNC-2A)		229-HEADLESS SET SCREW-CUP POINT	
DIAMETER-THREAD-LENGTH		DIAMETER-THREAD-LENGTH		DIAMETER-THREAD-LENGTH	
56-#10-8	No. 10-32X1/2"	189-0410	1/4"-20X5/8"	229-#8-4	No. 8-32X1/4"
56-#10-16	No. 10-32X1"			229-#10-5	No. 10-24X5/16"
56-#10-24	No. 10-32X1 1/2"				
56-0412	1/4"-28X3/4"				
					
131-CROSS RECESS FILISTER HEAD SCREW (NC-2)		193-BINDING HEAD SCREW (NC-2)		251-HEX. NUT-STANDARD, STEEL (NC-2)	
DIAMETER-THREAD-LENGTH		DIAMETER-THREAD-LENGTH		DIAMETER-THREAD	
131-#8-7	No. 8-32X7/16"	193-#8-6	No. 8-32X3/8"	251-04	1/4"-20
				251-05	5/16"-18
				251-06	3/8"-16
				251-07	7/16"-14
					
145-ROUND PHILIPS HEAD MACHINE SCREW		202-SPRING CENTER BOLT (NF-2)		252-HEX. NUT-STANDARD, STEEL (NF-2)	
DIAMETER-THREAD-LENGTH		DIAMETER-THREAD-LENGTH		DIAMETER-THREAD	
145-#10-10	No. 10-24X5/8"	202-0630	3/8"-24X1 7/8"	252-04	1/4"-28
				252-05	5/16"-24
				252-06	3/8"-24
				252-07	7/16"-20
				252-08	1/2"-20






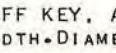






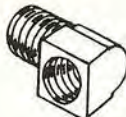





STANDARD PARTS

441-1214

PART No.	SIZE	PART No.	SIZE	PART No.	SIZE
254-HEX. NUT-STANDARD. BRASS (NF-2) DIAMETER-THREAD		280-MACHINE SCREW HEX. NUT. STEEL (NF-2) DIAMETER-THREAD			
254-05 5/16"-24		280-#10 No. 10-32		380-SPRING LOCK WASHER-MEDIUM (STANDARD) DIAMETER OF BOLT	
254-06 3/8"-24				380-#8 No. 8	
		295-WING NUT (NC-2) DIAMETER-THREAD		380-#12 No. 12	
255-LIGHT HEX. NUT-THIN. STEEL (NC-2) DIAMETER-THREAD		295-06 3/8"-16		380-05 5/16"	
255-06 3/8"-16		295-07 7/16"-14		380-06 3/8"	
256-LIGHT HEX. NUT-THIN. STEEL (NF-2) DIAMETER-THREAD				380-07 7/16"	
256-06 3/8"-24		306-PAL (STAMPED) NUT (FINE THREADS) DIAMETER-THREAD		380-12 3/4"	
256-07 7/16"-20		306-06 3/8"-24			
256-08 1/2"-20				384-EXTERNAL TOOTH LOCK WASHER DIAMETER OF BOLT	
256-09 9/16"-18		351-HEX. MACHINE SCREW NUT AND EXTERNAL TOOTH LOCK WASHER DIAMETER-THREAD		384-#8 No. 8	
256-10 5/8"-18		351-#6 No. 6-32		384-#10 No. 10	
		351-#10 No. 10-24		384-04 1/4"	
260-SLOTTED HEX. NUT-STANDARD (NF-2) DIAMETER-THREAD				384-05 5/16"	
260-12 3/4"-16		361-PLAIN WASHER-SMALL INSIDE DIAMETER		384-06 3/8"	
262-SLOTTED HEX. NUT-THICK (NF-2) DIAMETER-THREAD		361-#6 No. 6		384-07 7/16"	
262-06 3/8"-24		361-#8 No. 8		384-08 1/2"	
262-08 1/2"-20		361-#10 No. 10			
262-10 5/8"-18		361-05 5/16"		437-CLEVIS PIN (NOT HARDENED) DIAMETER-LENGTH TO CENTER OF PIN HOLE	
263-HEX. LOCK NUT (MARSDEN) STANDARD-STEEL (NC-2)		361-07 7/16"		437-0312 3/16"X5/8"	
263-07 7/16"-14		361-10 5/8"		438-CLEVIS PIN (CYANIDE HARDENED) DIAMETER-LENGTH TO CENTER OF PIN HOLE	
264-HEX. LOCK NUT (MARSDEN) STANDARD-STEEL (NF-2) DIAMETER-THREAD		367-PLAIN WASHER, LARGE AND HEAVY, STEEL INSIDE DIAMETER		438-0412 1/4" X19/32"	
264-06 3/8"-24		367-05 5/16"		438-0512 5/16"X19/32"	
264-07 7/16"-20				438-0519 5/16"X1"	
		279-MACHINE SCREW HEX. NUT. STEEL (NC-2) DIAMETER-THREAD		438-0520 5/16"X1 1/16"	
279-#8 No. 8-32		279-#10 No. 10-24		438-0616 3/8"X27/32"	
279-#12 No. 12-24				441-GROUND DOWEL PIN DIAMETER-LENGTH	
				441-1214 3/8"X7/8"	






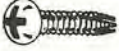








STANDARD PARTS

446-0416

PART No.	SIZE	PART No.	SIZE	PART No.	SIZE
					
446-SQUARE END STRAIGHT PIN DIAMETER-LENGTH		515-INVERTED FLARED TUBE NUT, STEEL		547-SQUARE HEAD PIPE PLUG, STEEL DIAMETER	
446-0416	1/8" x 1"			547-02	1/8"
				547-04	1/4"
460-WOODRUFF KEY, CARBON STEEL WIDTH-DIAMETER				547-06	3/8"
460-405	1/8" x 5/8"				
				551-COUNTERSUNK HEADLESS PIPE PLUG DIAMETER	
461-WOODRUFF KEY, ALLOY STEEL WIDTH-DIAMETER				551-04	1/4"
461-404	1/8" x 1/2"			551-12	3/4"
461-606	3/16" x 3/4"	517-INVERTED FLARED UNION, BRASS TUBE DIAMETER			
461-808	1/4" x 1"	517-04	1/4"	599-ROUND HEAD SLOTTED SELF- TAPPING SCREW-WIDE SLOT DIAMETER-LENGTH	
				599-049	1/4" x 9/16"
470-STEEL BALL DIAMETER		518-INVERTED FLARED TUBE NIPPLE OR CONNECTOR, BRASS			
470-10	5/16"	TUBE DIAMETER	PIPE THREAD	614-BINDING HEAD SLOTTED SELF-TAPPING SCREW DIAMETER-LENGTH	
470-12	3/8"	518-03	3/16" 1/8"	614-#6-8	No. 6 x 1/2"
		518-04	1/4" 1/8"	614-#10-8	No. 10 x 1/2"
472-HOSE CLAMP-FLAT TYPE DIAMETER				614-#14-8	No. 14 x 1/2"
472-26	1 5/8"	520-INVERTED FLARED TUBE ELBOW, BRASS			
472-29	1 13/16"	NUT	PIPE THREAD	618-BINDING HEAD SLOTTED SELF- TAPPING SCREW-GROOVED-FLAT POINT DIAMETER-LENGTH	
472-42	2 5/8"	520-03	3/8" 1/8"	618-#6-8	No. 6-32 x 1/2"
		520-04	7/16" 1/8"		
495-ANNULAR GASKET (COPPER & ASBESTOS) DIAMETER		520-05	1/2" 1/8"	620-CROSS RECESS ROUND HEAD SELF-TAPPING SCREW DIAMETER-LENGTH	
495-07	7/16"			620-#8-8	No. 8 x 1/2"
		546-SQUARE HEAD PIPE PLUG CAST IRON DIAMETER			
		546-12	3/4"	632-CROSS RECESS OVAL HEAD SELF-TAPPING SCREW DIAMETER-LENGTH	
				632-#8-14	No. 8 x 7/8"

STANDARD PARTS

1149-#8-6

PART No.	SIZE	PART No.	SIZE	PART No.	SIZE
					
633-OVAL HEAD SELF-TAPPING SCREW (PHILLIPS HEAD) DIAMETER-LENGTH		723-STRAIGHT GREASE FITTING (DRIVE BASE) NOMINAL SIZE		1149-PAN HEAD RECESSED MACHINE SCREW AND INTERNAL TOOTH LOCK WASHER DIAMETER-THREAD-LENGTH	
633-#8-8W No. 8X1/2"		723-03 3/16"		1149-#8-6 No. 8-32X3/8"	
					
638-BINDING HEAD SELF-TAPPING SCREW (PHILLIPS HEAD) DIAMETER-LENGTH		730-ANGULAR GREASE FITTING 67 1/2° THREAD			
638-#6-6 No. 6X3/8" 638-#8-10 No. 8X5/8"		730-02 1/8"			
					
641-BINDING HEAD SELF-TAPPING SCREW (PHILLIPS HEAD) DIAMETER-LENGTH		734-ANGULAR GREASE FITTING (STRAIGHT THREAD) THREAD SIZE			
641-#14-20 No. 14X1 1/4"		734-04 1/4"			
					
650-HEX. WASHER HEAD SELF-TAPPING SCREW DIAMETER-LENGTH		805-HEX. HEAD MACHINE SCREW AND SPRING LOCK WASHER DIAMETER-THREAD-LENGTH			
650-#10-4 No. 10X1/4" 650-0416 1/4"X1" 650-058 5/16"X1/2" 650-0510 5/16"X5/8"		805-0520 5/16"-18X1 1/4"			
					
651-HEX. WASHER HEAD SELF-TAPPING SCREW DIAMETER-LENGTH		838-FILLISTER HEAD SLOTTED MACHINE SCREW AND INTERNAL TOOTH LOCK WASHER DIAMETER-THREAD-LENGTH			
651-#14-14 No. 14X7/8"		838-045 1/4"-28X5/16"			
					
711-OIL CUP DIAMETER		1023-ROUND HEAD RECESS MACHINE SCREW & EXTERNAL TOOTH LOCK WASHER DIAMETER-THREAD-LENGTH			
711-04 1/4"		1023-#10-7 No. 10-24X7/16"			
					
718-STRAIGHT GREASE FITTING (TAPER THREAD) THREAD SIZE					
718-04 3/16"					